

To be No.1 in LED display industry



D SERIES

Lightweight Rental Display

D SERIES Lightweight Rental Display



Light Weight



Fast Assembly



Anti-Damage Design



Mixed Splicing



Standardization



Tidy Cabinet Design



Shenzhen Dicolor Optoelectronics Co.,Ltd.

Address: No.13 Huiye Road, Tangjia Community, Fenghuang Street,
Guangming District, Shenzhen, China
Tel: +86-755-32901555 Fax: +86-755-29604042
E-mail: inquiry@dicolor.cn Website: www.dicolor.cn



400-6645-658

04.2020

Shenzhen Dicolor Optoelectronics Co.,Ltd.

Appearance



Product specifications

Product	D-261 (indoor)	D-291 (indoor)	D-391 (indoor)	D-390 (outdoor)	D-480 (outdoor)	D-590 (outdoor)
Pixel Pitch (mm)	2.604	2.97	3.91	3.91	4.81	5.95
Cabinet size (WxH/mm)	500 × 500	500 × 500	500 × 500 500 × 1000	500 × 500 500 × 1000	500 × 500 500 × 1000	500 × 500 500 × 1000
Cabinet Resolution	192x192	168x168	128x128 128x256	128x128 128x256	104x104 104x208	84x84 84x168
Cabinet Weight (Kg)	6.5	6.5	6.5 / 10	7 / 11.5	7 / 11.5	7 / 11.5
Brightness (Nits)	800	800	800	3500	3500	3500
Refresh Rate (Hz)	3840	≥ 1920	≥ 1920	≥ 3840	≥ 3840	≥ 3840
Gray Scale (Bit)	14	14	14	14	14	14
IP Rating (Front/Rear)	IP40/IP21	IP40/IP21	IP40/IP21	IP65/IP54	IP65/IP54	IP65/IP54
Max./Avg Power Consumption(W/m²)	520/173	456/152	460/153	650/217	650/217	650/217

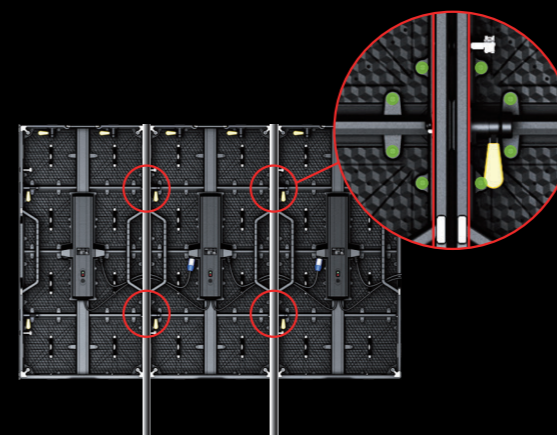
Extremely light weight and thin thickness

Thickness less than 65mm, weight in 10kg, ahead of other suppliers.




Quick installation

the unique cabinet design highly improves the efficiency of installation and maintenance.




Anti - bump welding plate design

Anti-bump welding plate design, even if the LED lamps were knocked off, the welding plate will not be damaged, greatly improving the LED lamp maintainability.



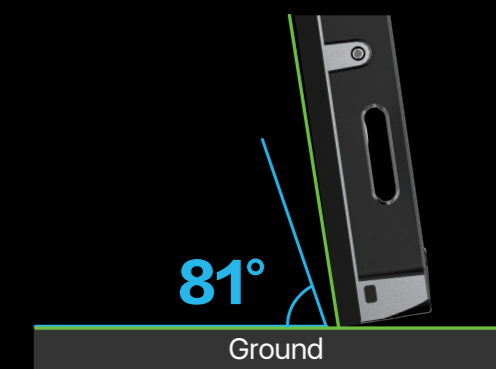
Mixed splicing

500x500mm and 500x1000mm cabinets can be easily spliced up and down, greatly satisfying different needs of assembling.



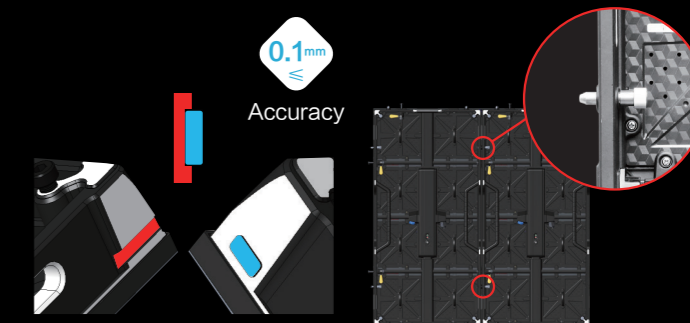
Anti-bump design

Cabinet anti-bump design, effective protection of the module from damage, transport ation and handling more secure.



Quick installation

The left and right sides of the cabinet to retain the convex and concave step positioning to prevent the dislocation of the cabinets front and back during the installation; cabinet right and left fast positioning pin design to prevent the dislocation of the cabinets up and down during the installation.



Convex and concave step positioning

Fast positioning pin